

# Emoji Trail

## Junior River Ranger Activity



Create a trail of expressive faces for others to find!




### What you will need

- Materials that can be used for facial features (gathered on site)
- Ideas for different expressions you can make – use your own ideas or take them from this page

Can you make a range of faces to surprise other river visitors?

**1**

Head down to the river and hunt for things you can use to make faces.




Happy

Cheerful

Delighted

Cross




Calm

Shocked

Surprised

Worried



Confused

Sad

Angry


Disappointed

Here are some ideas:

- Twigs for eyebrows
- Acorn eyes
- Chestnut surprised mouth
- Gravel for the head outline
- Rosehips for lips
- Flower petal smiles

**2**

Find a space to make a face. Choose somewhere it can be spotted by others.



Relieved


Relaxed

Pleased

Content

**3**

Keep going, making a range of faces, each one showing a different emotion.



Thoughtful

Unsure

Bored

Love